

**Joey Scouts Girls & Boys  
6 & 7**

**Phone:**

**1300858464**



**Joey Scouts Girls & Boys  
6 & 7**

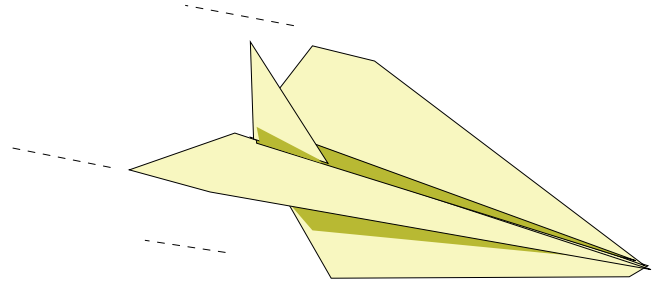
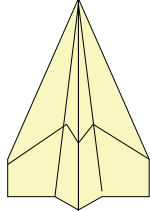
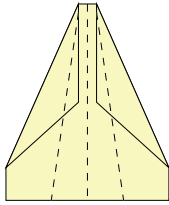
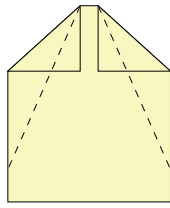
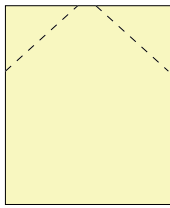
**Phone:**

**1300858464**



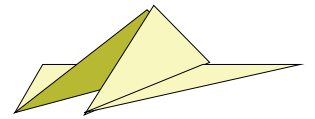
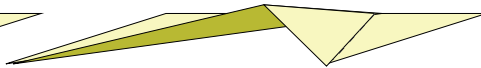
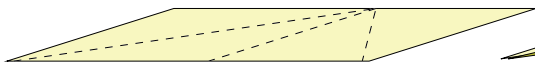
# Instructions

---



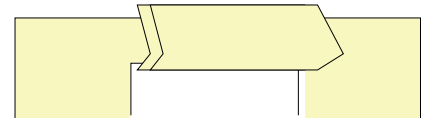
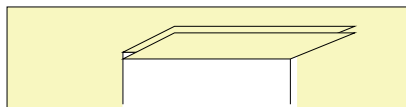

## THE PLANE

- Flip the paper over so that the printed fold lines are facing down.
- Turn the corners back to the outside fold lines and crease. Repeat for the next set of folds.
- Fold up along the center line so text is inside and graphics are on the outside.
- Finally fold down each wing.
- Throw briskly and slightly angled up.



## THE STICK-UP TAIL

- Bring the two angled fold lines together.
- Crease along the top.



## THE FASTENING CLIP

- Cut on the sides.
- Fold to one side to hold the plane together.

