



Joey Mob Program Planner

Attendance:

/

Attendees / Total

Theme	Baden Powell / bring a friend	Meeting		Self / others		Date	
-------	-------------------------------	---------	--	---------------	--	------	--

Time	Activity	Leader	Equipment Required etc.
0.00	Opening parade: Law		Flag
0.05	Game: Ambidextrous relay		Nil
0.15	Game: Find BP		2x Letters spelling Baden-Powell
0.20	Activity: Write Left and right		Paper and pencils
0.25	Game: Advance/retreat		Nil
0.35	Story: Baden-Powell		Story sheet
0.40	Activity: Memory game		Several small items
0.45	Game: Scout Salute		Nil
0.50	Game: Build a Joey Scout bridge		Nil
0.60	Closing parade: Promise		Flag, prayer, notes

General Comments

Coming In activity: Make nature bookmarks

General Information for New Leaders.

What does B.P. stand for? Baden Powell.

Why do we celebrate 22 February? The birthday of Lord Robert Baden Powell.

What did Lord Baden Powell do before he started Scouting? He was an officer in the British Army.

What article did he write for a newspaper? "Scouting for Boys."

Where was the first experimental camp held? Brownsea Island

How many boys attended this camp? 20

What nationality is Baden Powell? British

Why was Baden Powell famous? He held the town of Mafeking for 217 days against 9,000 Boers.

What year did Scouting start? 1907.

What movement did Baden Powell's sister help start? Girl Guides

Birthdays:

Next Week: It's the Horses birthday

Notes: Can Joeys bring a teddy or stuffed toy along. Ask if a parent is able to do a cake or cupcakes with candles for the horses birthday.

Game: Ambidextrous Relay

Equipment: Nil

Form the Joey Scouts into a relay team, on go the first team member hops to designated place on their left foot, and then back again on their right foot. As they get back to their team they tag the next player who repeats this, continue until all have had a turn.

Game: Find BP

Equipment: Two sets of letters for Baden Powell. (Different colours).

Divide the Joey Scouts into two teams: call them different colours (say blue and yellow these correspond with the colour of the letters)

Hide the Letters around the hall. Ask the Joey Scouts to find the letters of Baden Powell bring them back and place them in order. The Joey Scout can only take one letter at a time, they could help each other by telling others in their team where they saw a letter.

Activity: Write Left and right

Equipment: Paper and Pencils

Give each Joey Scouts a piece of paper and a pencil. Ask them to write their name with their right hand. Then get ask them to write their name left-handed. Compare the two.

Game: Advance/Retreat

Equipment: Nil

Divided the Joey Scouts into two teams (cavalry and infantry).

The cavalry and the infantry face each other across the hall. The leader calls out Infantry advance one step or cavalry advance two steps etc. The teams may pass each other but when the leader calls Infantry retreat they have to go back to the wall without being caught by the cavalry. All those caught change sides. The game finishes when there is only one infantry left.

Activity: Memory Game

Equipment: Several items

Place several objects on a table ask the Joey Scouts to look at the items. Then ask to Joey Scouts to turn around. While the Joey Scouts have there back turned remove an item. Ask the Joey Scouts to turn around and name the item removed. Do this a couple of time.

Variation: Remove more than one item at a time. Allow the Joey Scout to take turns and remove an item.

Game: Scout Salute (Form of Duck, duck, Goose)

Equipment: Nil

Choose someone to be "it". The Joey Scout selected walks around the circle and taps another Joey Scout on the shoulder. The two Joey Scouts salute each other and shake hands with the Left hand shake, at which point the Leader calls go. The Joey Scouts run in opposite directions to try and get back to the empty space left in the circle first. The person left out of the circle then continues the game by walking around the circle and tapping another Joey Scout.

Game: Joey Scout Bridge

Equipment: Nil

Divide the room into two territories with an imaginary valley in between. The leader tells a story eg. All the Joey Scouts are trying to escape across the valley to get to safety on the other side.

However there is no bridge and a special magic Joey Scout bridge must be made using Joey Scouts themselves.

One by one each Joey adds to the bridge by standing or crouching in position. Each Joey must climb over or crawl under the children who are already part of the bridge (Joeys standing stand with their legs apart and Joeys crouching form a ball shape).

This continues until they reach the other side. When the last Joey is added to the bridge the first Joey Scout can now move from the end crawling under and climbing over the others etc until the entire Mob is safe.

This activity teaches cooperation to achieve a goal.

Coming In activity: Make nature bookmarks







STEPS:

1. Choose the patterns which you prefer. Trace and duplicate the number required.

2. Colour and cut around outline.

3. Cut along dotted line.

4. Slip over page being marked.



Story: Baden Powell

Equipment: Story Sheet

Who are Lord and Lady Baden-Powell?

Lord Baden-Powell was born in England about 150 years ago! When he was an adult he wrote a book about camping, first aid, animals and lots of other things. He called this book “**Scouting for Boys**”. Lots of boys in England bought the book. They loved it so much, they started little groups called **Boy Scouts**. In the groups they did all the activities **Lord Baden-Powell** talked about in his book and they talked to their **friends** about how much fun it was. In just a little while, **Boy Scout** groups began popping up all over the **world**.

Lord Baden-Powell had no idea how many boys there were in these groups so he decided to call them all together for a big **party** in **London**. He invited ‘anyone doing Scouting’ to come to the **party**. Was he ever surprised when eleven thousand boys showed up. But he was even more surprised by the small group of girls that came as well! **Lord Baden-Powell** stood in front of the girls and asked, “Who are you?” Together they replied proudly, “We are the **Girl Scouts**.”

Lord Baden-Powell’s sister **Lady Agnes Baden-Powell** was at the **party** too. She smiled at the girls, and then turned to **Lord Baden-Powell** and said, “It looks like you’re going to have to have to write a book for the girls too.”

“Hmmm. How about you doing it, Agnes?” replied **Lord Baden-Powell**.

And so **Lady Agnes Baden-Powell** wrote a handbook for the girls. Over time younger girls wanted to join in the fun too, so the Brownies were formed.

Just like the **Boy Scouts**, the Girl Guides and **Girl Scouts** spread all over the **world**!

Instructions: Bow Give the Joey Scouts the instructions on what to do when certain words are spoken. Give the helper leader(s) this sheet so they can help remind the Joey Scouts when they should be doing their actions. The Joey Scouts should stand for this activity and should have a partner – if you have an odd number of Joey Scouts, the helper leader can partner with one of the Joey Scouts. Otherwise the helper leader can have an imaginary partner. Have one leader read the story. Pause a bit when the Joey Scouts should be doing an action and/or do the action while reading the story.

Lord Baden-Powell : Bow

Scouting for Boys Say, “Great read”

Boy Scouts Hold up two fingers and say, “Be Prepared”

Friends Do a “High Five”

World Say, “Yahoo!” with one hand raised in the air

Party Say, “Happy Birthday!” and blow out imaginary candles

London Make a bridge with a partner

Girl Scouts Say, “Girl Power!” with fisted hands on hips

Lady Agnes Baden-Powell : Curtsy