



Hunter & Coastal Region



From The Pouch

TERM 3&4 / 2004

Conceptual ideas for Joey Scout Leaders by Joey Scout Leaders.

This magazine is available at Regional Scout Web Site. <http://www.scoutreach.com.au>

Hopping Highlights

- Page 2- Personal Glimpse & Important Dates
 - Page 3- Christmas Craft
 - Pages 4 & 5 Christmas Program
 - Page 6 & 7 Gift of the bell-story
 - Page 8 – No Freeze Ice-cream
 - Page 9 – Outdoor code for JS
 - Page 10,11&12 – Care & Share month project
 - Page 13- Final Word
 - Page 14- JS invitation
- Send us your final word section!

Place your Groups Ad in our From The Pouch Magazine. Ads placed in our magazine are open to private business providing they are within keeping of Scout Principles and policy

Nominate a leader for our profile, send us a new craft to share, tell us your news, ask us your questions. Just send it to:
 Di Norman
 49 Brenda Cres
 Tumbi Umbi 2261.
 Ph. 4389 7363.
 dinormants@hotmail.com

A Message from Moani

WOW what a year!

Yes, it truly has been a Wow year for our Section. We commenced this year launching the WOW (Joey Scouts **World Of Wonder**) and GROW (**Groups Rise Out With Joey Scouts**) campaigns. I would like to end the year by saying thank you to all our leaders who have adopted and put into place the strategies and ideas that were sent out through you Wandarrahs to help strengthen your Mobs and the Section.

I also need to say thank you to the people who helped create new Mobs. We now have Mobs in Denman, Swansea, Byattunga, Clarence Town, Tumbi Umbi, Terrigal & Cessnock City.

Although this year has been extremely busy I do think that with your help we have achieved our aims. With this in mind I also do not think we should become complacent. We need to put in to place ways of not losing what we have gained! How many of you have given thought to ensuring all of your Joey Scouts return after the long summer break? I am asking Leaders what strategies they have for retaining their youth members over the Christmas break. Please contact your District Leader or myself with your ideas so we may share them around. That is what our Section is all about SHARING!

I was asked recently by a family member “why do I do scouting” (probably because my boys had been telling them about all the time I had spent travelling this year). My first thought was “because that’s what I do”. Then as I started to answer I realised I do it because I believe in the Scouting & the benefits it can have in so many lives.

When I first became a Joey Leader I really had no idea, I was asked to start a thing called a Mob. Joey Scouts were a new concept in scouting Australia.

I had a son of Joey Scout age and knew in my town there was very little for the age group. So the Mob commenced. As I became more confident, I had so many wonderful times with my Joey Scouts and their families. There are moments that I will always treasure like the time one little Joey Scout came in with his prayer for the week asking us all to pray for his Uncle and Family that were losing everything on their farm because of the Drought. The Joey Scouts and myself were all moved by Peters’ prayer which lead to discussion on how could we help! The Joey Scouts agreed they could make a difference by making Christmas nice for the Families. I believe the trailer load of presents we sent up into the Valley helped put a little smile on some faces.

Then there was the time we visited our local hospital to give out gifts the Joey Scouts

had prepared. Michael a Joey Scout said as we were leaving “Moani my tummy has a warm funny feeling” It was to him the feeling of doing good. We can learn so much from our young people at times. I guess when I wonder why I do Scouting it is because I do honestly believe we give young people opportunities to express and explore in an safe environment. I must admit the benefits to me have been far greater than I ever dreamed. So therefore I would have to answer with “ I do scouting because it does make a difference to not only the young but to the older members as well and I have loved the experience”.

On a lighter note I personally wish you and your Families a wonderful Christmas and Happy New Year as well as my gratitude for all you do to assist the many young people who walk through your doors. Well done to all of you!



Happy Hopping Moani, Marilyn Hocking,
 Regional Commissioner Joey Scouts, Hunter & Coastal Region

All of the animals except man know that the principal business of life is to enjoy it!

Samuel Butler

A little personal glimpse at some of our Leaders.....



Thinking outside the square!

Hello my name is Craig Finley or Kahibah from 1st Wyoming Joey Mob. I have been a Joey Scout Leader for nearly two years. I have three sons, two of which have been in the Mob whilst I have been a Leader. I have just attended my first State Konara and when asked for an impression I immediately thought of colourful. I thought all the bases had a good variety of activities with some being very adventurous. I can't wait to try them all out.

Question for our leaders: Which delightfully different person is Craig. Can you guess?

IMPORTANT DATES

February

'Founder's Day' 22nd February 2005 Basic Core Module 11th -13th February 2005
Personal Leader Adviser 26th -27th 2005

March

Joey Scout Environment Month 1- 31st March 2005 Easter 25th - 28th 2005
Joey Scout BST 13th & 18th-20th 2005 Harmony Day 21st 2005

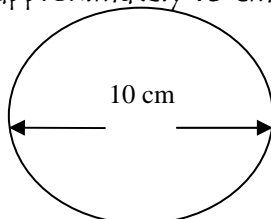
April

Regional Joey Scout Konara 2nd-3rd Anzac Day 25th April
School Holidays 8th - 26th 2005

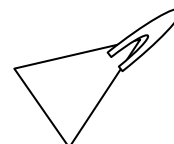
Take risks. If you win, you will be happy. If you lose you will be wise! Author Unknown

Tinfoil Bells.....You will Need: tinfoil (plain or coloured), Scissors, ribbon or cord, Stapler
What to do:

1. Cut a circle approximately 10 cm in diameter from the tinfoil



2. Cut the circle in half. Each half will make one bell.
3. Cut 15 cm length of ribbon.
4. Fold one of the halves into a cone shape. Putting the ribbon inside the cone, overlap the edges of the cone and staple through the tinfoil and one end of the ribbon. The other end of the ribbon will come out of the top of the cone.
5. Repeat steps 1-4 to make as many bells as you like.
6. Join all the bells together before you hang them up.



"When one door of happiness closes, another opens; but often we look so long at the closed door that we do not see the one which has opened for us." Helen Keller

Christmas Crackers

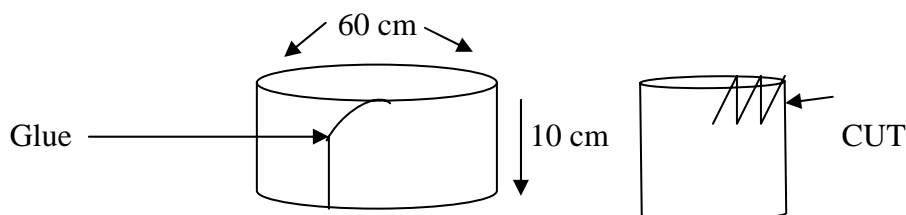
You will need: Crepe paper (at least two colours), toilet rolls, glue, bang strips (optional available at Spotlight or craft shops) small toys or sweets, paper hats, any of the following ribbon, glitter, Christmas pictures, gummed stars.

- What to do:**
1. To make each cracker, cut a piece of crepe 30 cm x 20 cm.
 2. Place a toilet roll in the centre of the crepe paper and roll up.
 3. Glue the edges of the paper together lightly.
 4. Taking another colour crepe paper, cut a piece measuring 10 cm x 15 cm and wrap this around the middle of the cracker so that the two colours show. Glue the edges down lightly.
 5. If you have bang strips, place one inside the roll.
 6. Twist one end of the crepe paper so that the end is closed up, being careful not to break the bang strip.
 7. Place a toy or few sweets and a paper hat inside the cracker. You may like to write a joke or riddle on a piece of paper and add that.
 8. Twist the other end of the cracker closed.
 9. Decorate the cracker if you wish.

Christmas Hat

You will need: Crepe paper, ruler, scissors, glue

- What to do:**
1. Cut a strip of crepe paper 10 cm x 60 cm.
 2. Overlap the ends 2 cm and glue together.



3. Fold the hat in half and cut a pattern along the top edge.
4. Place inside a Christmas cracker.

Cracker Jokes.....

- | | |
|--|--|
| Q: Why does Father Christmas wear a red Coat? | A: Because his blue coat is in the wash |
| Q: What do you get if you cross a cow with a camel? | A: Lumpy Milk |
| Q: What can fall down and never get hurt? | A: Rain |
| Q: If a fly and a flea pass each other, what time is it? | A: Fly past flea |
| Q: Why is the letter E lazy? | A: Because it is always in bed. |
| Q: What do you get when you cross a chair with a frog? | A: A toadstool |
| Q: Why is a river always rich? | A: Because it has a bank on each side. |
| Q: Where did the pig get his new tail? | A: At a retail store. |
| Q: Why did the girl cut a hole in her umbrella? | A. To see when it stopped raining. |
| Q. What driver can never be arrested for speeding? | A: A screwdriver. |
| Q. Why does an elephant have a trunk? | A. Because it can't afford a suitcase. |
| Q: Why did the boy go to the butcher? | A: Because he needed a Kid-Knee (Kidney) |
| Q. What do you get if you cross a Kangaroo with a Sheep | A. A woolly jumper |

*Good better best, never let it rest, till your good is better and your better best.
Taken from a cast iron water tanker produced by John Furphy*

JOEY SCOUT SECTION MEETING PROGRAM SHEET

Theme: Christmas

Meeting Type: Others

Date: Term 4

TIME	METHODS OF LEARNING	ACTIVITY DESCRIPTION	EQUIPMENT REQUIRED	LEADER
4:45	Coming in activity	Santa's Sleigh	3m rope tied to a beanbag	
5:00	Ceremony	Opening Parade	Flag	
5:05	Craft	Stain glass windows	PVA or Wood glue, food colouring, old Christmas cards (simple designs), plastic sleeve	
5:15	Story	The Giving of the Bells	Attached	
5:20	Activity	Giving of the Bells Ceremony	Pre-made awards as per story Bells and Red ribbon	
5:30	Craft	A decoration	See Attached	
5:55	Songs	See below and attached sheet		
5:55	Ceremony	Closing parade		

In all you do today you should be sharing with the Joeys the ideas of giving gifts at Christmas is to show other people you care about them which is why I have called this an "others" program.

Coming in activity: *Santa's Sleigh*

You tie a piece of rope to a Beanbag. Slide the beanbag on the floor around you (in a circle around you) the Joey Scouts jump the rope when it comes to them. As we are doing a lot of hands on crafty stuff for Christmas I think it's worth starting off with a game for your coming in activity.

Craft: *Stained Glass Windows*

You may already have glue bottles suitable for this activity otherwise you may need to buy some, you will need at least 1 per colour. The PVA or wood glue that dries clear is what you need, using food dyes colour the glue. Place your old Christmas card inside the plastic sleeve. Using the squeeze bottles of coloured glue the Joeys colour in the picture they can see through the plastic sleeve. When the glue dries clear you can peel it off the plastic sleeve and stick on the window. Your pictures need to be simple or maybe you could make up a stencil.

Story: *The Gift of the Bell*

The story is attached and probably won't take 10 minutes to read but it should provoke some discussion .

Activity: *Giving of the Bell ceremony*

Leader to make up bells as per story – Present these to the Joey Scouts as the Leader presents they could say “this award is for being kind to the other Joey Scout through the year” or “this award is for always being polite” etc. Find something for each Joey Scout.

Craft: *A decoration A sugarplum tree*

What You Need: A small styrofoam cone, scissors, sticky tape or glue, Green coloured construction paper, tooth picks, gumdrops, small marshmallows.

What you do: 1. Wrap the Styrofoam cone in the paper. To do this fold the paper around the cone tucking the upper right corner around the point of the cone.
 2. Bring the rest of the paper around the cone and tape the two sides together. If your paper does not completely cover the cone patch the space with small square of green construction paper. Stick the patch over the space with tape or glue.
 3. Place a gumdrop and a small marshmallow on a toothpick. Stick the toothpick into the cone. Keep adding these until the cone tree is full.

Songs:

The Songs are: *We wish you a Merry Christmas*
 O Christmas Tree!
 Jingle Bells
 Aussie Jingle Bells
 Santa Claus is coming to town

Aussie Jingle bells

Dashing through the bush
In a rusty Holden Ute
Kicking up the dust
Esky in the boot
Kelpie by my side
Singing Christmas songs
It's summertime and I'm in
My Singlet, shorts and thongs.

CHORUS

Oh! Jingle bells, jingle bells
Jingle all the way
Christmas in Australia
On a scorching summer's day
Jingle bells, jingle bells
Christmas time is beaut
Oh what fun it is to ride
In a rusty Holden ute

Engines getting hot
Dodge the kangaroo's
Swaggie climbs aboard
He is welcome too
All the families there
Sitting by the pool
Christmas Day the Aussie way
By the Barbecue.

CHORUS

Oh! Jingle bells, jingle bells
Jingle all the way
Christmas in Australia
On a scorching summer's day
Jingle bells, jingle bells
Christmas time is beaut
Oh what fun it is to ride
In a rusty Holden ute

Come the afternoon
Grandpa has a dose
The Kids and uncle Bruce
Are swimming in their clothes
The time comes round to go
We take a family snap
Then pack the car
And all shoot through
Before the washing up.



THE GIFT OF THE BELL

Raymond's ear perked up. He lifted his head from his bed of sweet smelling straw. His eyes opened. A tinkling noise pulled him from his land of dreams. He rose and trotted to the partially open door of his stall. "Jingle, Jingle." There it was again. The curious little Reindeer Toddled out into the main barn. There he discovered the noise that had wakened him.

Burt stood on a ladder that stretched from the floor to the eaves of the barn. He was removing the leather harnesses that hung from the barns rafters eleven months out of the year. On each harness, there hung a multitude of gold bells that jingled as the elf lowered the leather strap to his partner. "Excuse me what are you doing?" asked the little reindeer. "Did we wake you, Raymond?" said Burt. "We decided to get an early start. We have to polish all the gold bells until they sparkle and shine." "Santa's team has to look proper for their Christmas journey," he said as he climbed down. Burt took a white cloth and dipped it into a jar of polish and began to rub a bell. Raymond watched Burt polish each bell until they gleamed. There said Burt as he handed the finished harness to his buddy. "Only eight bells on that one. Let me see if I can find one with more bells," as he dug through a pile of leather and bells. He pulled out one with fifteen bells.

"Why do some have more bells than others?" asked Raymond. "Haven't you heard of the gift of the bell?" said Burt. "Every year Santa awards The Gift of the Bell to any reindeer he chooses to honour for their wisdom, or heroic acts of kindness. It's a great honour. "Rudolph received the very first bell the year he guided Santa's sleigh on that terrible foggy Christmas Eve. He's probably earned dozens by now." "What other reindeer has received a bell?" asked the little reindeer. "We're a little busy for stories just now but you can ask you Grandmother, she has three bells herself." said Bert.

Raymond was surprised, he hurried off to find his Grandmother. At a stall at the end of the barn he stopped and softly knocked on the door. "Grandmother it's me Raymond, may I come in." he called. "Certainly dear, it's so nice to see you. Be a good help and bring me some fresh straw for my bed." She asked. Raymond did as he was told. "Now what do I owe the pleasure of this visit?" she inquired. "Ma'am, Burt said you earned the gift of the bell". Tell me how you earned them" he pleaded.

"I will but first fetch me a cup of tea dear," she asked. Raymond scamped off to get the tea. When he returned grandmother said "I'd be more comfortable with my shawl. Your such a good little reindeer." She said as Raymond wrapped the shawl around her shoulders.

"Well, you old grandmother managed to earn three of those bells herself even though I never was part of Santa's team," she said. "I got my first one when I was just a girl. I shared my winter ration of oats with a family of polar bears. That kept them from starving that winter." "Wow, how generous" Raymond said. "How did you earn the next bell?" he asked. "Go fetch me a pillow for my head. I'll be more comfortable then" She said." "Thank you sweet boy".

"Right after I married your Grandfather we had a terrible storm. Coming home one evening I came across a little elf nearly frozen to death huddled under a tree. I

carried him on my back to the village,” she explained. “You were a hero!” said Raymond. “What else did you do?” he asked.

“The year your Father was born, a terrible thing happened. Santa’s team was running late for their rounds. On their return I noticed how the runners of the sleigh were covered in rust. It was just enough to slow them down. And sure enough when we polished them, the sleigh just flew. Now every year Santa makes sure the sleigh runners are cleaned and polished before he leaves,” she said as her head began to nod. “Now it’s time for an old reindeer’s nap. Be a good little reindeer and tidy up before you go.” She requested.

“You are the Smartest, Kindest, Bravest Grandmother in the world!” he announced. “I want to be just like you when I grow up!” he said as he fluffed her pillow and smoothed her blanket. He then washed her cup and saucer and tiptoed back to his stall.

Again Raymond heard the Tinkling noise but now the barn was empty. He trotted across the barn. In the distance he saw a huge crowd gathered in the centre of the village. As Raymond approached he asked a bearded elf what was happening. “It’s the Gift of the Bell. Santa has called everyone together for his annual ceremony. Shh, he’s about to begin,” said the elf.

Santa stood before the crowd. He began to present dozens of bells to deserving reindeer. He spoke of their heroic acts, their wisdom and kindness to others. Finally, he held up the remaining single gold bell on a glistening red ribbon.

“A good friend of mine has asked me to make a very special presentation.” Santa declared. “There is a little reindeer, she tells me, that is always polite and respectful. He’s proved to be kind and considerate of others and he is especially helpful to his Grandmother. He may not be old enough for a harness, but I think this ribbon will do. Raymond, I present you with this Gift of the Bell. Your first, May it not be your last,” Santa said.

Raymond came forward. Santa draped the ribbon over his tiny head. He then took his place and stood proudly with the other honoured reindeer.

In the crowd below, his Grandmother stood smiling as she watched her Grandson receive his special award.

The End

Hunter and Coastal Joey Scouts Section wish to thank all the friendly elves at Santa’s Secret Village: www.northpole.com for granting us permission to use the story “The Gift Of the Bell” for this issue of “From the Pouch”

This story is under “copyright and should not be reproduced without written permission from the folks at: www.northpole.com

Suggestions to go with the story:

1. Make a Raymond Reindeer, Using wooden pegs.
2. Make your own Gift of the Bell Awards and present them for good deeds.
3. Encourage the Joey Scouts to tell what acts of kindness/Helping other people they have done recently.


City kid, when asked what a gamekeeper does. "Do they look after the Pokemon?"



Having an outdoor Christmas party?..... ***What a great time to try this with the Joey Scouts***

No-freeze Ice Cream

You Need per person:



- 1 cup of milk
- ½ tsp vanilla
- 3 tbs sugar
- one zip-lock bag
- one larger plastic bag
- ice and ¼ cup salt



What to Do:

1. Measure the ingredients. Put the milk, vanilla and sugar into the smaller zip-lock bag. Squeeze out any excess air and lock the zip.
2. Add the salt to the larger plastic bag filled with ice (bulk ice is available at your local garage or supermarket).
3. Put the smaller zip-lock bag into the larger bag, tie off the top to keep the ice in and then shake it until the ice-cream is firm.

When firm remove the small zip-lock bag and cut a corner off to squeeze out the ice-cream.

SOMETHING FOR THE TABLE.....

Table Card Holder

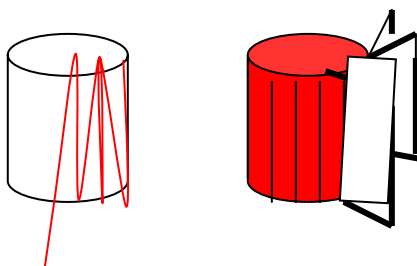
Leader / Adults prior to meeting wash cans, remove the top and bottoms of cans. Suggest you use an electric opener as they leave smooth edges.

What you Need per Joey Scout:

- 50 gm ball of chunky wool (red or green)
- Can already prepared
- Small piece of tinsel
- Glue

What to do:

1. Wind the wool around the can vertically until the can is completely covered. Tie the ends of the wool together.
2. Glue pieces of tinsel to the top and bottom edges of the can.
3. Thread Christmas cards through the strands of wool.



The Environment

Given by
Medowie Mob term 3 2000

Outdoor Code for Joey Scouts.

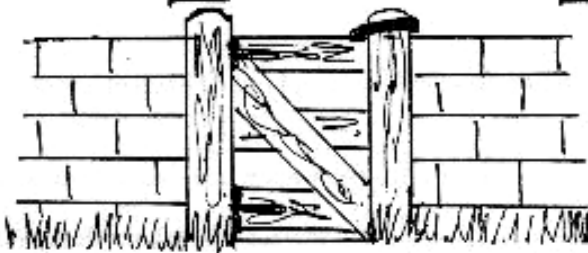
Rules that must be obeyed.

In the countryside, should you: [Answer Yes No]

Pick flowers?



Close gates?




Break trees?



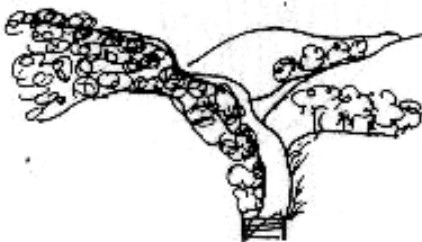
Leave litter?



Stay away from barbed wire?




Keep to paths?



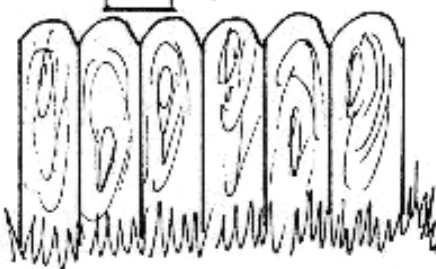
Shout at animals? Tread on plants?



Leave birds' nests alone?



Climb fences?



Let your dog loose:



Adapted from English Beaver Scouts.

**Please see Care and Share project
Shown separately on this web site.**

The Final Word

Car Accidents statements shown on insurance claims:

"A pedestrian hit me and went under my car."

"The other car collided with mine without giving warning of its intention."

"I had been learning to drive with power steering. I turned the wheel to what I thought was enough and found myself in a different direction going the opposite way."

"Coming home, I drove into the wrong house and collided with a tree I don't have."

"I thought my window was down; but found it was up when I put my hand through it."

"No one was to blame for the accident, but it never would have happened if the other driver had been alert."

"The pedestrian had no idea which direction to go, so I ran over him."

"I saw the slow-moving, sad-faced old gentleman as he bounced off the hood of my car."

"I had been driving for 40 years when I fell asleep at the wheel and had an accident."

"I was taking my canary to the hospital. It got loose in the car and flew out the window. The next thing I saw was his rear end, and there was a crash."

"I was backing my car out of the driveway in the usual manner when it was struck by the other car in the same place where it had been struck several times before."

"The indirect cause of this accident was a little guy in a small car with a big mouth."

"The accident happened when the right door of a car came around the corner without giving a signal."

"I was thrown from my car as it left the road. I was later found in a ditch by some stray cows."

"I had been shopping for plants all day and was on my way home. As I reached an intersection, a hedge sprung up, obscuring my vision."

"I was on the way to the doctor with rear end trouble when my universal joint gave way causing me to have an accident."

"I was sure the old fellow would never make it to the other side of the road when I struck him."

"I told the police that I was not injured, but on removing my hat, I found that I had a fractured skull."

"I was unable to stop in time, and my car crashed into the other vehicle. The driver and passengers then left immediately for a vacation with injuries."

"To avoid hitting the bumper of the car in front, I struck the pedestrian."

"The accident occurred when I was attempting to bring my car out of a skid by steering it into the other vehicle."

"When I could not avoid a collision, I stepped on the gas and crashed into the other car."

"I collided with a stationary truck coming the other way."

"In my attempt to kill a fly, I drove into a telephone pole."

"My car was legally parked as it backed into the other vehicle."

"As I approached the intersection, a stop sign suddenly appeared in a place where no stop sign had ever appeared before. I was unable to stop in time to avoid the accident."

"The telephone pole was approaching fast. I was attempting to swerve out of its path when it struck my front end."

"I pulled away from the side of the road, glanced at my mother-in-law, and headed over the embankment."

"The guy was all over the road. I had to swerve a number of times before I hit him."

"An invisible car came out of nowhere, struck my vehicle, and vanished."



JOEY SCOUTS

***Girls & Boys
6 years to 8 years old***

For Further Information Contact:

Joey Scout Leader:

Phone: _____

Does Your Child Enjoy:

GAMES

CRAFT

FRIENDSHIP

FUN

**LET YOUR CHILD COME
AND TRY JOEY SCOUTS**