



Hunter & Coastal Region

From The Pouch



TERM 1 / 2004

Conceptual ideas for Joey Scout Leaders by Joey Scout Leaders.

This magazine is available at Regional Scout Web Site. <http://users.hunterlink.net.au/~mafaw/contacts.html>

Hopping Highlights

- Page 2-Important Dates
 - Page 3- The Year Of The Joey Scout
 - Pages 4, Cooking,mixing and Fun
 - Page 5, Mothers Day
 - Page 6 Program Competition for Leaders
 - Page 7 – Harmony Day & BP Quiz
 - Page 8 –
- Send us your final word section!

Place your Groups Ad in our From The Pouch Magazine. Ads placed in our magazine are open to private business providing they are within keeping of Scout Principles and policy

Nominate a leader for our profile, send us a new craft to share, tell us your news, ask us your questions. Just send it to:
Di Norman
49 Brenda Cres
Tumbi Umbi 2261.
Ph. 4389 7363.
dinormants@hotmail.com

A Message from Moani

Welcome to 2004, I sincerely hope that all our Leaders have enjoyed the Christmas and New Year's break. My break has been peaceful.

I am looking forward to an exciting year of Scouting.

I was reminded over Christmas that sometimes it is not very hard to make dreams come true for others and what a wonderful affect it can have. My thirteen-year-old son may not realise it but he made Christmas very special. He had a dream to own a skateboard like no other skate board around, one he had admired the board for months.


Christmas morning the parcel containing the U-Bute, board was under the tree. He was very surprised!

That night as he was taking the board to bed he lent over and kissed me and said "Mum I just have to tell you, this morning when dad passed me the parcel that felt like a skateboard my heart just started pounding. I dared to wonder if it really was the board, then I thought, no they have got me a cheaper one. When I opened the parcel it my heart literarily stopped. Mum it was a dream come true!"

Sometimes it's the special moments like that with my son on Christmas night which makes us realise, what we do can have a large impact on others. I stopped and thought about another incident just before Christmas, I ran into an ex Joey Scout at our local supermarket, he is now almost eighteen. His mum told me they were buying ingredients for dinner, Ross the ex -Joey Scout was cooking dinner for the family. During the conversation mum told me Ross had been overseas with the Marching Koala's Band, how well he was doing at school etc, then to my surprise both Mum and Ross thanked me! They both felt Scouting had helped make the Ross that stood before me and thanked me for all I had done as his Joey Scout Leader. How wonderful I felt walking away from the pair, some eleven years later. I could not help but feel I had a personal impact on young Ross and perhaps his family as well, What a great feeling, as a leader it was my dream come true!!!!

2004 has been designated by Scouts Australia, NSW Branch to be "The Year of the Joey Scouts". This is a great oppotunity for our Section to expand and highlighted both in and out of Scouting.

I have a small article in this edition of our magazine on some of the plans and ideas for the year. Any Leaders who may have new ideas for promotion, or ways of strengthening what we already do, please share them with us.

Happy Hopping  Moani,

Marilyn Hocking, Regional Commissioner Joey Scouts, Hunter & Coastal Region

A little personal glimpse at some of our Leaders.....



I became involved in Scouting (1st Glenfield, Hume Area) 20 years ago, when my eldest son started Cubs. I started as a group committee member, then group secretary, president and was a District Secretary and District Delegate to Area. I went into uniform when my second son's Scout troop needed another Leader. As I had been a Guide, I had background knowledge of knotting, camping etc which helped me fit into the male dominated section of Scouts.

I transferred to Wyoming Group when my family moved up to the Central Coast. I stayed in the Scout section for seven years until I realised that I had lost touch with the Scout aged youth members.

I had lent a hand when Wyoming decided to begin a Joey Mob so when I was looking for another job in Scouting, Gosford District needed a District Joey Leader, so I accepted the position. I have held this position for five years now and have had some great times with the Mobs in my District and the other Joey Leaders in the Region. I have had the opportunity to organise 5 District Joey Mob Holidays and help on several training courses. I have recently returned from the 20th Australian Jamboree in the Adelaide hills which makes five Australian Jamborees I have attended and one World Jamboree. I hope to stay in Scouting for a good many years yet.

Elaine Piper – District Leader Gosford District.

IMPORTANT DATES

February

'Founder's Day' 22nd February 2004

Basic Core Module 28-29th February 2004

March

Joey Scout Environment Month 1- 31st March

LOA Phase 2 Seminar 5- 7th March

Advanced Core Modular 12- 14th March

Harmony Day 21st March

April

Hunter & Coastal Program Day 3rd April

Anzac Day 25th April

Easter 9-12th April

School Holidays 9-26th April

The only place where success comes before work is a dictionary. Vidal Sassoon

The Environment with Jenny

Unfortunately Jenny was unable to contribute this issue as she has been "out and about" in the environment, hopefully, Jenny will be with us next issue.



Blow Fly Game

Leader marks each corner of the hall as follows

Corner 1 Rubbish Bin

Corner 2 Council Tip

Corner 3 Recycling depot

Corner 4 Compost Heap

If the Leader calls ; Fly Spray – The Joey Scouts lie on their backs, kicking their legs and waving their arms in the air.

If Leaders calls; Fly Swat – The Joey Scots lie on their stomach and do not move.

Joey Scouts are instructed to Buzz to the corner that is called by Leader or do action if other two alternatives are called.



Great Growing

Plants need the sunshine as much as we do. Without it they grow sickly and yellow- if they grow at all.

Try this experiment:

Take a shoebox and cut a round hole at one end of the lid. Then find a sprouting potato and place it down the other end of the shoebox

After a short time you will see the shoots growing towards the light. They may even grow out the hole, reaching for sunlight.

How The Sun Was Made

(An Aboriginal Legend)

Author Unknown

Long, long ago in the Dreamtime, before there were men on the Earth, there was no Sun in the sky. A dim light came from the moon, but it was still very dark.

One day Dineewan the Emu and Brolga had a quarrel and became very angry with each other. Brolga ran to the emu's nest, snatched one of Dineewan's huge eggs, and with a mighty throw flung the egg high into the sky, high, high up in the sky it went, so far that it could not fall down again. Finally it burst, and the yolk landed on a pile of firewood, setting fire to it. The blazing fire lit up the plains, and the animals were very happy to see the world clearly for the first time.

Up in the sky a kind spirit saw the light, and decided that the fire should be lit every day, and so it has continued, from that time on.

At first, the light is only faint, then in the middle of the day the fire burns hot and strong. At night the fire dies down, and the good spirit collects the glowing coals to make a new fire the next day.

Something's Following me!

(Activities that could be done on a Joey Scout outing or Mob Holiday).

Shadows are long in the morning and in the evening because the Sun is low in the sky, At mid-day when in summer, the Sun is high overhead, there are hardly any shadows at all.

Ask a friend to draw around your shadow in chalk. Mark the spot where you were standing. After one hour Stand on the same spot, is your shadow in the same place?

What happens to your shadow when you jump in the air?

“Year of Joey Scouts” an exciting year for our Section.

“WOW” That is what Scouts are saying this year. **Why?** *You may ask.*

This is the year of Joey Scouts. To celebrate WOW badges will be produced for us to wear. WOW stands for Joey Scouts **“World of Wonder”**.

“GROW” That is what Groups are saying this year (**Groups Rise Out Wards** with Joey Scouts).

A badge will be given to groups who help in the development of a Joey Scout Section.

This maybe as great as commencing a Mob or it may be some other event to develop an existing Mob. The badge will be awarded to Group Leaders and /or other adults who assist in these projects.

What can you do to help?

1. **Promote your Mob actively**, (At local schools, papers, and shopping centres. Anywhere you think it would work).
2. **Develop Leader and Youth recruitment strategies** with your Group and District Joey Scout Leaders
3. **Set a Minimum Youth Membership goal** (eg Minimum 15) and retain at least that number throughout the year.
4. **Ask your Group to support and help you** with on going Recruitment and minimum number strategies.
5. **Talk with you District Joey Scout Leader** about District Strategies.
6. If you do not already have one , **create a parent roster and implement it !**
If you are unsure about creating a roster or how to implement it please talk with your District Leader.

If we all work together our achievements, this year can truly be **WOW!**



He who asks is a fool for five minutes, but he who does not ask remains a fool forever. -- Chinese Proverb

Quick Science

Finger Fun

The Incredible Dry Finger

1. Fill a glass halfway with water and sprinkle a thick layer of baby powder on top. 2. Slowly stick your finger down into the water. 3. Lift your finger straight up out of the glass.
Incredible! It's dry.

The Surprising Wet Finger

1. Fill a glass with water and sprinkle some pepper on it. 2. Dip your finger in liquid detergent and stick your finger in the middle of the glass. Wow! The pepper shoots away.

The powder sticks to the oil on your skin and acts as a glove / Water behaves as if it has a clear elastic skin on it. The soap breaks the skin which pulls pepper away.

1st Tuggerah Lakes Scout Group

Invites you to visit the Scenic Central Coast for your next Joey Scout Mob Holiday, Family or Group Camp.

We are close to Toowoan Bay Beach, The Entrance, and the lakes, with Swimming, Fishing, Roller skating, Putt Putt Golf, Tenpin Bowling, Water slides and the Bicycle Track within minutes of our hall.

There is full wheelchair access, lage hall, showers, crockery, cooking utensils, and an outdoor BBQ area.

The hall is situated at Baden Powell Reserve, Nirvana Street, Long Jetty, NSW 2261 (P.O Box 7155, Toowoan Bay NSW 2261

For Hall Hire info Contact : Rosmary Ph 43337323

Just a little Cooking, Mixing & Fun

Group individual Cup Cakes

Preparation Time: 5 mins **Cooking Time:** 12-15 mins **Serves approx:** 12

Preparation: Prior to the Joey Scout meeting: Mix 1 egg in 150 mls milk, mix well.

Ingredients: Per Joey Scout

- 1 Tablespoon self raising flour ,
- 1 Teaspoon sugar ,
- 1 Teaspoon margarine ,
- 1 Tablespoon (approx.) milk/egg mix

Instructions

1. Give each Joey Scout a margarine tub or plastic cup and a teaspoon.
2. Add all of the above ingredients. Mix well with spoon.
3. Spoon mix into a paper patty case with name on it.
4. Bake the cup cakes on a tray.
5. Bake in oven for 12-15 mins at 375

This amount of milk/egg mix makes approx 12 cakes to double the amount, repeat the mix as stated, the dry amounts stay the same per Joey Scouts.

Variations- add chopped cherries, sultanas, chocolate drops, food colouring etc



Making your own Sherbet What you need: 1 tsp. Citric acid ¼ tsp Drinking powder (tang)
½ tsp Baking soda 5-6 Tbs. Icing sugar

How to make:

Place all ingredients into a zip lock bag. Shake until well mixed. With a lollypop or spoon eat and enjoy.



Joey Gloop

Need : Cornflour

Water

Food Colouring

Small Container

Method: In the small container place 4 to 5 tablespoons cornflour.

Slowly add water a little at a time, stirring slowly.

The mixture needs to be about the consistency of white craft glue. Add one-two drops of food colouring and stir slowly.

Now you have your Gloop , trying the following;

Place your finger in the Gloop slowlyWhat happens?

Push your finger in the Gloop fast.....What Happens?

Roll the Gloop on you hand.

The road to success is dotted with many tempting parking spaces.

-- Anonymous

Creativity is so delicate a flower that praise tends to make it bloom while discouragement often nips it at the bud.
Osborn, Alex

Game: Mum's Hat

Equipment: one old large hat

One player is chosen to be IT and the others pass the hat round from one to the other. No player can refuse to wear the hat they must put the hat on until they have caught some-one else to pass it on to. While all this is going on, IT is trying to catch the person actually wearing the hat. If IT does catch some one then they exchange places.

The game gets fast and furious as players rush round trying to catch one and other to wear the hat and IT chases around trying to catch the wearer.

Play with your mums.

Easter Poem

The Easter feeling does not end.
 It signals a new beginning, of
 nature, spring, and brand new life,
 and friendship, peace and giving.
 The spirit of Easter is all about
 Hope, Love, and joyful living.



Mother's Day

M
O
t
h
e
r
s
D
a
y

Peppermint Creams

Each Joey Scout will need to bring from home :

- 1 Mixing bowl
- 1 egg whisk
- 1 sieve
- 1 Wooden spoon
- 1 tray (large enough to hold 16 mints)

Need per Joey Scout: 340g Icing sugar
 1 egg white
 A few drops of peppermint essence
 1. sheet of crease proof paper

Method:

1. Put egg white in the mixing bowl and beat it lightly with whisk until it looks frothy but has not yet gone stiff.
2. Sift the icing sugar into the bowl. Then stir it into the beaten egg white with a wooden spoon until the mixture is stiff.
3. Add a few drops of peppermint essence and knead it into the mixture. The more essence you add, the stronger the mints will taste.
4. Break off small pieces of mixture and roll into balls (about the size of a large marble). Put the balls on the tray lined with grease paper. Press them flat with a folk.
5. The mints need to be covered and left for 24hrs.

I would suggest they take them home to allow them to set. You could have the Joey Scout decorate some white paper sweet bags or decorate a screw top jar to store their mints. Instruct the Joey Scouts to wait until the next day and place their mints in their storage bag/jar.

Craft Ideas

Mum you're the bees knees

Equipment ; one wooden peg

Bee made from pipe cleaners or commercially made (available craft shops)

Craft glue or hot glue gun

Small strip of ribbon with "Mum You're The Bees Knees" inscribed on ribbon

Method Clue the ribbon onto the peg then clue the bee to the top end of the ribbon.

Variations : Clue a small magnet on the back of the peg to make it a fridge magnet.

Bonnet Biscuit for mum

Equipment per person: one plain round biscuit

One marshmallow

Couple of small icing flowers, thin ribbon or edible silver balls to decorate

Pink or white icing.

Method;

Place plain biscuit face down.

Place the marshmallow on top of the biscuit towards the centre secure to the biscuit with a little icing.

Cover the biscuit and marshmallow with icing.

Place decorations around the bottom of the marshmallow to form a hatband.

Competition for all Joey Scout Leaders Hunter & Coastal Region

Calling all Joey Scout Leaders The Joey Scout Section in this Region is running a competition.....

we would like you to send in a program with an Joey Scout International Theme.

Winning programs will be published in the next edition of From The Pouch.....And what will the winners get..... Joey Scout Leaders Fun Kits..... The kits include some Joey Scout Badges, Resource Booklets ,

Did you know the equivalent of Joey Scouts in.....
Hong Kong , Grasshoppers England is Beavers
New Zealand , Keas Canada is Beavers
USA is Tiger Cubs Europe is Micro Scouts

Send your complete program to:
Scouts Hunter & Coastal Region
Attn: Marilyn Hocking
PO Box 41
Adamstown 2289
Closing Date: 22 March 2004

Promoting in a casual way the Joey Scout Mob

In "From the Pouch" last year we included a copy of a Joey Scout Invitation that could be used at schools. We have included the invitation again this edition.

I would like to encourage all our Joey Scout Leaders to use this invitation during term one or early term two. If you use the invitation your feed back via your District Leader would be a great asset.

My own experience has taught me, it is very important to continually advertise your Mob. If you are waiting in your hall for new Joey Scouts to show up, then you have lost the plot! Most parents in our community do not have any idea that there is a Scout Group in their town and most certainly do not know where your hall is!

I had always found advertising my Mob fairly easy. Some simple ways I found were:

On Joey Scout Days, I always picked up my Children from School in Scout Uniform. Parents and Children often approached me to ask questions.

After the Joey Scout meeting I have popped into the local supermarket still in uniform to pick up groceries for dinner, again the number of people who struck up conversation asking about Scouts was surprising.

I made it my business to get to personally know the local newspaper editor. After a short time I was able to say "The Joey Scouts are doing Would there be a chance of an article or even better a photo and an article" often there was no problem.

Why not ask your Group to submit a short article in the local paper once a month.

Run exciting and interesting programs – often this will lead to the Joey Scouts going to school and telling what they have done at show and tell or the Joey Scouts telling friends what they have done at Joey Scouts which creates interest with other children.

Each term place an item in your local School Newsletters.

Organise some events that will take the Joey Scouts out in the community.

I suppose what I am saying is however you advertise, do it often, even little ways of promoting is better than sitting in your hall waiting for the community to walk through the door.

My dad always used to say, "If you're falling off a cliff, you may as well try to fly. You have nothing to lose."

-- Captain John Sheridan, Babylon 5

Quick Game **The Wood Cutters Game**

Select one Joey Scout to be the Woodcutter the rest of the Joey Scouts are the trees.

On command the trees start running around designated area. The woodcutter then is allowed in the area he/she taps any tree they can catch on the shoulder. The Joey scouts that have been tapped then become woodcutters; the game continues with woodcutters tapping other trees.

Leader should stop the game by calling freeze at frequent intervals ask how many trees are left then continue the game.

Eventually the will be no trees left.

Simple way of saying to the Joey Scouts; if we cut down all our trees the world would end up tree less.

Foil Cooking

In this Method of outdoor cooking, the food steams in its own juices or fries if oil has been added.

You may also use greaseproof paper, Nespaper, oven wrap, oven bags, but foil is preferable.

Care is needed to avoid burning when cooking in hot coals, so heavy duty foil is more effective.

If you are using household cooking foil, use two sheets.

When using oven bags, be sure to punch three or four holes near the tie end.


The way the food is prepared is important, as the object is to make a mini pressure cooker.

Use a sheet of foil big enough to cover the food easily and fold the parcel tightly, leave air space around the food but sealing the package completely.

Lining the foil with greaseproof paper is an additional protection against burning.

A single moment of understanding can flood a whole life with meaning.

-- Anonymous



Harmony Day

The Theme for Harmony Day is

You + Me = Us

Wear Orange to Support Community Harmony

Orange is the official Harmony Day colour. It is an active colour that implies celebration.

By wearing Orange or an Orange Ribbon on 21 March 2004 you can show your personal commitment to community harmony in an easy, low cost way.

How can Mobs participate :

- **Collect from your District Leader your Orange ribbons and Orange wrap.**
- **Organise a BBQ or Picnic in your local park, invite parents, friends, members of your community or Local Council to join you in the celebration. Joey Scouts could invite their class to come along.**
- **Arrange to plant a special Harmony tree or garden w Local Council or Town organization**
- **Have your Mob attend a church service wearing Ora ask the Faith community to reflect on diversity in the worship or as a church cane you wrap it in orange**
- **Register your activity on the Harmony Day Web Site www.immi.gov.au/harmony**

Scout Harmony Day badges are available.

Test your knowledge

B.P. QUIZ for our Leaders

1. What does B.P. stand for?
2. Why do we celebrate 22 February?
3. What did Lord Baden Powell do before he started Scouting?
4. What article did he write for a newspaper?
5. Where was the first experimental camp held?
6. How many boys attended this camp?
7. What nationality is Baden Powell?
8. Why was Baden Powell famous?
9. What year did Scouting start?
10. What movement did Baden Powell's sister help start?

Answers page 9 (no cheating)

Easter is Just Around the Corner

Egg Science

Talk about the parts of an egg - Shell, membrane, albumen, yolk, and germ spot. Crack open some real eggs into plastic bowl and find all the parts. Try some simple egg experiments such as spinning an egg to find out if it is raw or hard-boiled. You might also try floating an egg in plain water and then in salt water (salt water makes the egg buoyant so it floats).

Surprise Egg

Send each child home with one plastic egg (Available at craft supply shops) and the following note:

Dear parents,

Your child is bringing home an activity which requires your participation. Your child received one empty "surprise" egg and needs to do the following with you:

1. Find a single object to put in the egg.
2. Have your child tell you three clues about the object. Write the sentences on the clue sheet.
3. Place the clue sheet and the egg in a plastic baggie and return it to Joey Scouts

Below is the clue sheet. Fill it out with your child by (Date here).

WHAT'S IN MY SURPRISE EGG?

CLUE #1 _____

CLUE #2 _____

CLUE #3 _____

Child's Name: _____

Bunny Buzz

To Play: All players sit in a circle. Players take turns counting off numbers in turn: 1,2,3,4.... When the number seven is reached, that player must say, "I love the Easter Bunny", instead of seven. When he/she fails to do so and says seven, he/she is give bunny ears to wear. The game continues allowing several Joey Scout the chance to wear the ears.

Bunny Flop

Equipment: 10 stiff paper rabbits. To play: This game may be played individually or in small teams. Cut 10 rabbits, about 8 cm in size, from stiff paper. Leave about a 3 or 4 cm tab at the bottom so the rabbits will stand when the tabs are bent. Space the rabbits out in a long row on the floor. Each child gets on her hands and knees and sees how many rabbits she can blow over with one breath.

Cardboard Egg Hop Game

Draw and cut out two large cardboard eggs. Decorate them with paint, markers, or crayons. Have each players in pairs. give each pair of players two eggs. **To play:** In each pair, there is a hopper and a helper. Starting at one end of the room, the helper places an egg on the floor in front of the hopper, who hops onto it with both feet. The helper then places the other egg a little way ahead and the hopper jumps onto it. This continues until the pair gets to the end of the room. Now players change roles. The first pair back to the starting line are fast bunnies.

Easter Around the World

In Greece, there are outdoor banquets on Easter Sunday, the feast of BBQ Lamb, eggs, bread, salads and Easter Cake is spread on long tables for everyone to enjoy.

In Russia, Christians go to church late on Easter Saturday Night. When the clock strikes midnight, everyone goes outside and walks around the church three times, singing songs. The Priest knocks on the church door and everyone goes back inside.

In Spain and Ireland, People dance in the street on Easter Sunday. The Dancers compete for the prize of a cake.

In Sweden, Children celebrate Easter in a special way. They draw pictures of witches on pieces of paper and add Easter greetings to the pictures. Then they dress as witches, the children deliver their Easter cards to the homes of their friends. Firecrackers are set off in the streets as the children run from one mailbox to the next. The witches stand for bad luck and the firecrackers are lit to frighten the bad luck away.

It's very hard in the beginning to understand that the whole idea is not to beat the other runners. Eventually you learn that the competition is against the little voice inside you that wants you to quit.

-- Unknown

Quiz Answers**Answers B.P Quiz**

- | | |
|-------------------------------------------|------------------------------------------------------------------|
| 1. Baden Powell. | 2. The birthday of Lord Robert Baden Powell. |
| 3. He was an officer in the British Army. | 4. "Scouting for Boys." |
| 5. Brownsea Island | 6. 20 |
| 7. British | 8. He held the town of Mafeking for 217 day against 9,000 Boers. |
| 9. 1907. | 10. Girl Guides. |

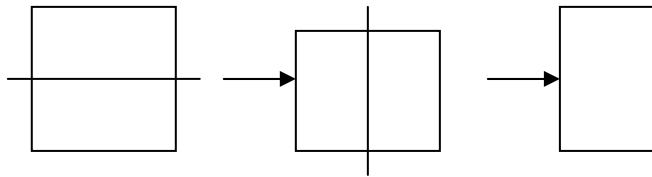
USING THE SCHOOL INVITATION

When using the School invitation you may like to use it as it is or personalize it with your own Group name. Don't forget to fill in the contact name and phone number.

To Use:

- Contact your local school and ask for permission to have the invitation distributed to all Kindergarten and year one students. (**ask how many?**)
- Photocopy enough for each student.

- Fold



- Deliver to the school for distribution.
- When answering enquiries, if the child is under 6 take their name, phone number and date of birth, put them on a waiting list.
- Ask your Group to post group newsletters to all parents on the waiting list.
- Then about a month or two before the child's 6th birthday ring the parents to arrange commencement.

The Final Word**SOME GREAT TRUTHS THAT LITTLE CHILDREN HAVE LEARNED:**

- 1) No matter how hard you try, you can't baptise cats.
- 2) When your Mom is mad at your Dad, don't let her brush your hair.
- 3) If your sister hits you, don't hit her back. They always catch the second person.
- 4) Never ask your 3-year old brother to hold a tomato.
- 5) You can't trust dogs to watch your food.
- 6) Don't sneeze when someone is cutting your hair.
- 7) Never hold a Dust-Buster and a cat at the same time.
- 8) You can't hide a piece of broccoli in a glass of milk.
- 9) Don't wear polka-dot underwear under white shorts.
- 10) The best place to be when you're sad is Grandpa's lap.

SOME GREAT TRUTHS THAT ADULTS HAVE LEARNED:

- 1) Raising teenagers is like nailing Jell-O to a tree.
- 2) Wrinkles don't hurt.
- 3) Families are like fudge...mostly sweet, with a few nuts.
- 4) Today's mighty oak is just yesterday's nut that held its ground.
- 5) Laughing is good exercise. It's like jogging on the inside.
- 6) Middle age is when you choose your cereal for the fibre, not the toy.

SOME GREAT TRUTHS ABOUT GROWING OLD

- 1) Growing old is mandatory; growing up is optional.
- 2) Forget the health food. I need all the preservatives I can get.
- 3) When you fall down, you wonder what else you can do while you're down there.
- 4) You're getting old when you get the same sensation from a rocking chair that you once got from a roller coaster.
- 5) It's frustrating when you know all the answers but nobody bothers to ask you the questions.
- 6) Time may be a great healer, ! but it's a lousy beautician.
- 7) Wisdom comes with age, but sometimes age comes alone.

NOILYLIANI



JOEY SCOUTS

JOEY SCOUTS

***Girls & Boys
6 years to 8 years old***

For Further Information Contact:

Joey Scout Leader:

Phone: _____

Does Your Child Enjoy:

GAMES

CRAFT

FRIENDSHIP

FUN

**LET YOUR CHILD COME
AND TRY JOEY SCOUTS**