



Hunter & Coastal Region From The Pouch



Conceptual ideas for Joey Scout Leaders by Joey Scout Leaders.

TERM 1 / 2003

Hopping Highlights

"Konara of the Square table"...Living outside the square is on in June—look for your registration form inside.

Anzac Day is on the horizon don't forget to order your our heritage badges this is a great badge for Joeys Scouts to complete.

A fantastic Mother's Day craft, activity and more on our program page. (pg 4 & 8)

Promotion is the lifeline to a shrinking mob, so check out this terms promotion idea (Pg 7)

Environmental Adventure Fun (pg 2).

Advertise your business or hall in the next issue for just \$10 and help us get this news to you.

Nominate a leader for our profile, send us a new craft to share, tell us your news, ask us your questions.

Just send it to: Di Norman
49 Brenda Cres Tumbi Umbi
2261. Ph. 43897363.
Email: dinormants@hotmail.com

A Message from Moani

Welcome to the first edition of From the Pouch for 2003.

This magazine is available at Regional Scout Web Site.
<http://users.hunterlink.net.au/~mafaw/contacts.html>

We have changed the layout of the magazine hope you like the new look!

Some time ago, I told a story about travelling with my daughter, from Darwin to NSW. She at the time she was on her "L plates". Here I go again, my sixteen and a half year old son just gained his "L's". I thought I was nervous with my daughter!!! Silly me I forgot, boys are made to speed head long into thingswill I survive!!!!!! To compound the situation the same son, just become an apprentice butcher. He has had three stitches!!!!

When one becomes a parent, no one tells us, as your children get older your parenthood skills have to adapt to new threats! I can see this is going to be a long four years. I think things were easier when he was a Joey Scout.

Our Konara this year is shaping up to be interesting. The Theme "Konara of the Square Table.....Think outside the Square". Sometimes we get in a rut and forget to move outside and look at the overall picture. Like the story of my son, at present I am focused on the dangers around him. When I stop to draw breath I realise he his growing up, taking on his own challenges and path in life. Even if at this stage, it is still with a little help from Mum!

Please give thought this year to attending Our Regional Konara. This is your day to move outside your Square and have fun doing so.

Our Scouting year is already busy with Anzac Day, Easter and Mothers Day just around the corner. Scouts participating in Anzac, maybe eligible for the "Their Service Our Heritage Badge". Joey Scouts participating may also gain the badge. If you are unsure, how you obtain this badge, please speak to your District Leader.

Happy Hopping  Moani ,

Leader Profile

A little personal glimpse at some of our Leaders.....



My name is Debbie Pritchard, I have been a Joey Scout Leader for 7 years, my husband is a Cub Leader and 6 of my 7 children are also members of the Scouting family. I am concerned about the rising costs of scouting, the increase of registration costs, the uniform and joining fees, it starts to put scouting out of reach for some children. Unfortunately, these children are sometimes the ones that get the most out of the usually level playing field of scouts. I would like to see a capping of fees. I worry with 6 registrations to pay about fees increases. My most enjoyable Scouting experience in 2002 was our district sleep-over held at Mannering Park Scout Hall on the water, what a fantastic, restful place.
Picture: Debbie with the Joey Scouts of 1ST Tuggerah Lakes Joey Scout Mob at Camp Kariang after their 2002 Joey Scout Camp.

Calendar Dates

Youth Leadership Course Sat 9th August 2003 at Glenrock.

The Youth Leadership course is for Joey Scout helpers. Closing date for the course is **18 July 2003**.

It is worth contacting Groups near you that have Venturers, let them know your Mob has vacancies for Venturers to come along and help, in doing so they can gain qualifications as a Youth Helper. Youth Helpers do not have to be Venturers.

Handicraft elective 10th May at Heathcoat. Closing date: 18th April 2003.

A fun training day full of craft ideas that can inspire and rejuvenate your mob meetings.

Basic Core Module 17-18th May 2003 at Glenrock. Closing date: 25th April 2003.

For new leaders this is the first of two weekend training courses required to be completed for your Certificate of Adult Leadership.

JOEY SCOUT FUN DAY! "Knights and Dragons" at LOCATION T.B.A. on Sun 31st August 2003.

Open to all Joey Scouts and their families, a not to be missed event, come along for a fun filled day.

Konara of the Square Table...."living outside the square" is the 1st June 2003 at 1st Nelson Bay Scout Hall. Closing date: 10th May 2003.

This annual event, the Konara is an opportunity to meet the other 70 odd Joey Scout Leaders in this Region and for them to meet you, it's a fun, action packed day.

Lunch and a resource book are included in the very low, low cost of \$20. [Group should pay].



Having worked with Joeys for the first time at our inaugural Joey Environment Fun DAY last December, I was delighted to discover that they are extremely interested and excited little people. I am looking forward to continuing to work with the Joey Section. March is specifically Joey Environment Month and I would like to offer some suggestions for activities during the month.

1. Through your RC you should receive a State Forest Activity Book, H2O to GO Sticker, and Go Slow on the H2O colouring sheet.
2. Bring your mob to the launch of the Regional Hunter & Coastal Scout Activities Fellowship Landcare Group Launch on Sunday 16 March. On the day we will have a BBQ lunch (supplied) and commence a working bee clearing some weeds ready for planting new trees. From that day we will have monthly working bee days. See more in the bulletin. Please advise numbers for the BBQ. Group scarves to be worn.
3. I have 5 places left for Joey Environment Fun Day, 30 March at Martinsville, BE QUICK!
4. Have the Joeys go for a nature walk and collect things (natural and man made). When you get back discuss the difference between the things that belong in the environment and the things that man has put there. How will this effect the plants and animals? On butchers paper create a picture from the items they have collected.
5. Make a terrarium.
6. Ring your local council. Ask the following questions:
May I speak to the Environmental Education Officer or Waste Education Officer. Is it possible to have someone visit the mob to give a talk on waste etc? If not do you have any suggestions for programmes with the Joeys? They are often very helpful and at the minimum will send out some pamphlets, stickers and other resources.

Well that's all that I can think of for now.
Hope to hear from you!
Jenny

Lone Joey Scouts are Joey Scouts that for one reason or another are unable to attend a regular Joey Mob meetings. Each month they receive programs to do with the help of a parent or friend. District Leaders are collecting donations of new cassette tapes, stamps; sets of prepared craft ideas (in sets of 6 with instructions), paper bags. We are also seeking correspondences from Joey Scout Mobs to help these Joey Scouts be in contact with other Joey Scout Mobs, if you would like to donate and do not have a District Leader please contact Di Norman.



A word from 1st Valentine Joey Scout Mob

Jennylee Taylor, Regional Leader (Environment), invited the Joey Scouts at 1st Valentine to be involved in a trial run of a Joey Environment Day on Sunday 8th December 2002.

It was at the property of Jil and John, about 10 kilometres from Martinsville. We really appreciated all the trouble that they went to!

The day included many great activities; these were preceded by a safety talk. We made our own paper and found out about composting before planting our own little palm trees. Then we caught yabbies in the dam, went on a nature walk and really enjoyed making worm farms.

Jil had a wonderful table full of interesting facts about the environment, which included a model's head decorated with the rubbish thrown away daily by less caring people. The Joey Scouts were fascinated and kept going back to the table whenever there was a spare moment.

The Joey Scouts returned home with boxes of goodies plus a great deal more knowledge about the environment.

On the way, home some of the Joey Scouts were horrified to see someone throw paper out of their car window.

We thank everyone involved in this Environment Day for your hard work; I hope the more enlightened attitudes, which you have encouraged in the Joey Scouts last for a lifetime!




The Joey Scout Environmental Fun

**Activity Afternoons
Dates are:**

- March 30th**
- June 22nd**
- September 21st**
- November 9th**

**Please Contact:
Jenny Lee Taylor
Ph: 49439524**

**To make a booking
for your Mob.**



Mother

**Fun Things To Do
With Your Mom**

U H S W A L K T
 S I N G L O V E
 G K R R E A D R
 P L A Y V R X A
 V E E L A U G H
 C O L O R N P S
 S D N E T E R P
 N M P A I N T D

- | | |
|---------|--------|
| COLOR | READ |
| LAUGH | RUN |
| LEARN | SHARE |
| LOVE | SING |
| PAINT | TRAVEL |
| PLAY | WALK |
| PRETEND | |

Are you looking for something different for Mother's Day? This very sweet idea comes from Sheila K a Beaver Scout Leader in Canada.

A UNIQUE RECIPE BOOK

- Ask your Joey Scouts to draw a picture of their mum making their favourite food.
(Specify or).
- Leaders and helpers take each Joey aside and ask:
 - What is your favourite food that mum makes for you?
 - What goes in it and how much?
 - How does she cook it and for how long?
 - How does she make it?


Record each answer as close to word for word as possible.

- Scan your pictures, type in the answers to the Joey's questions and print. If you do not have the equipment to do so, why not ask around, maybe a parent or Joey Scout helper would like to do this for you. To reduce printing costs reduce each Joey to A5 or ½ an A4 sheet.
- Make a cover and put an explanation inside the front cover.
- The trick is to record the answers word for word. You will find the Joeys don't have a lot to say, but the results are very funny.

Mothers Day Pencil Toppers


Make mum a useful buch of flowers with these pencil toppers.

Directions: Trace any flower, star or leaf on the foam. Cut the Shapes and punch a hole where the dash is. Pull the shapes Over the eraser end of the pencil. Layer leaves with flowers.



Needs:

- * Fun Foam sheets
(available Go Lo, craft shops & cheap stores)
- * Pencils
- * Scissors
- * Hole Punch



Little Discussions

- *Have the Joey Scouts discuss what other Mum's in other countries might do.
- *Talk with the Joey Scouts about what mother's do and what their mother does for them.
- *Name three mothers in your family. Name three mothers outside your family.
- *What do you think mums like about being mums?

Chalk Just For Fun

Shells of six eggs, 1tsp hot water from tap, 1tsp flour

Wash egg shells thoroughly. Dry shells and grind them (you can use a rock or similar object. Grind until you have a powder).

Mix flour with hot water to make a paste, add one level dessert spoon of egg powder, mix well.

Shape the mixture into a stick form (roughly size of stick of chalk, roll a strip of paper towel around the stick.

Set aside for three days to dry.

When dry peel back the paper towel and use.



CHALLENGE BADGE UPDATE

CONGATULATIONS

1ST Mussellbrook
1ST Toukley-Haven

First in the region to complete
their challenge badges

If you haven't planned your
challenge event, why not
incorporate a harmony day event,
celebrate at the zoo, a botanical
garden or local park.

What did they do, you ask!

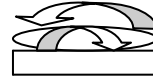
- *Held a compass
treasure hunt around
their town.
- *Hide the scout object
in stores. Joey Scouts
walk along the main
street and find the object
in the windows.
- *Rode on a train and
visited the driver.
- *Went to the beach for
sand modelling.
- *dressed up in
camouflage and played
in their own obstacle
course.
- *Visited another Mob
for joint activities.

Knights & Dragons Dress Up

1. Alfoil Helmet

Cut one strip of cardboard
about 2 to 3 cm wide, long
enough to go around the
Joey's head staple. Cut two
more strips 2 to 3 cm wide
long enough to go from
headband

from front to back and side
to side. Staple the two strips
to headband



Mould alfoil over Cardboard.
Decorate if needed.

2. Place to get things!

For mob to obtain a large
amount of cardboard ask
your local appliance store for
a fridge box!

Local op shops are a great
place to shop for scrap
material, buttons etc.

Use the web to get dress up
ideas, activities, and game
ideas.

Try : Kids Domain – Great Ideas!
www.kidsdomain.com

April Fool!

Great site if you are looking for history and activities.

http://www.freekidscrafts.com/april_fools.htm

It just
Takes a minute!

Anzac Day

Tell the Joey Scouts the
story of Simpson and his
donkey.

Mother's Day

Ask the Mums to come to
Joey's and each give a
small talk on either their
hobbies or work .

Konara of the Square Table

Living outside the square

Living outside the square

Hunter & Coastal Region Konara – 1st June 2003

Location: Nelson Bay Scout Hall, Norburn Avenue Nelson Bay.

Registration Time 8.30am **Cost:** \$20.00 per Leader

Join us for a fun packed dayOutside the square !!!!!!!!!!!

Leaders Name.....

Group Name.....

Special Diet Requirements.....

I will require overnight accommodation yes/no (Please circle)

Amount Enclosed \$.....

Payment should be forwarded to: Scouts Australia, Hunter & Coastal Region
P.O. Box 5137 Newcastle West 2302

All cheques are to be made payable to: Scout Association NSW Branch

Closing Date for applications: 24th May 2003

Living outside the square



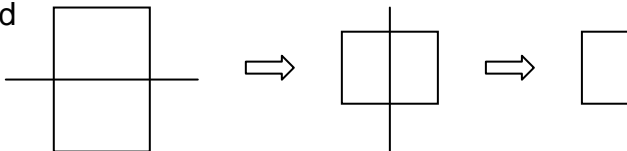
What a great idea
from Narelle in Newcastle?

Narelle recently started a Joey Mob at
1st Mayfield.

Using the Invitation on page 7. You may like
to use it as it is or personalize it with your own
groups name. Don't forget to fill in the contact name
and phone number.

To use:

- Contact your local school and ask for permission to have the invitation distributed to all Kindergarten and year one students. (Ask how many?)
- Photocopy enough for each student.
- Fold



- Deliver to the school for distribution.
- When answering enquiries, if the child is under 6 take their name and phone number and date of birth so you can put them on a waiting list and phone them back about a month before their 6th birthday.

INVITATION



JOEY SCOUT

JOEY SCOUTS
Children Aged
6 Yrs to 8 Yrs

For Further Information Contact

Joey Scout Leader:

Phone:

Does Your Child Enjoy:

GAMES

CRAFT

FRIENDSHIP

FUN

LET YOUR
CHILD COME
AND TRY
SCOUTS

Mother/Child Game.

Divide into four mother/Joey teams. Ask the mothers to leave the room while the Joey Scouts sit in chairs. Ask the same four or five questions to each child about their mothers. Bring in the mothers and ask them the same questions. Will the mother and child have the same answers? Switch places and see how well the mother's know the children. Award a red carnation to the winning mother/child team.

Question Ideas: Favourite colour, movie, candy bar, colour of toothbrush, memorable moment with you, best friend, hobby, talent, food, animal, cartoon, pizza topping, ice cream topping, restaurant. Most embarrassing moment. Favourite holiday.

Chocolate Spoons

This is easy and fast. Add a special touch to a dinner party or cheer someone up with a gift of this treat. Chocolate sure makes my day brighter!

What You Need : Heavy plastic spoons, Milk chocolate, White chocolate, Chocolate sprinkles, Coloured sugar, Wax paper, Cello wrap .Ribbon

How To Make It

In microwave, melt half of white chocolate in one bowl. Melt half milk chocolate in another bowl (of course you may melt chocolate on stove top).

Dip half of the spoons in white chocolate and dip other half in milk chocolate. Dip them as far as the base of the spoons bowl. Place on waxed paper and let set completely.

When chocolate is set dip the white spoons in milk chocolate, dip milk chocolate spoons in white. Dip only half way up the bowl of the spoon to create a layered effect. Place back on waxed paper to begin setting.

Let chocolate set only partially (about 5 min.) Then gently dip spoons in chocolate sprinkles or coloured sugar.

Wrap soon in cello wrap and tie with ribbon. You can add a little tag (i.e. "stir me into your coffee").



THE FINAL WORD

HAVE YOU EVER WONDERED.....

- ✓ *Why is lemon juice made with artificial flavour and dishwashing liquid is made with real lemons?*
- ✓ *Why is the man who invests all your money called a broker?*
- ✓ *Why is the time of the day with the slowest traffic called rush hour?*
- ✓ *Why isn't there mouse flavoured cat food?*
- ✓ *Why is it to stop Windows 98, you have to click on start?*
- ✓ *Why don't you ever see the headline "PSYCHIC WINS LOTTERY"?*
- ✓ *Why didn't Noah swat those two mosquitoes?*
- ✓ *Why are they called apartments when they are all stuck together?*
- ✓ *If flying is so safe, why do they call the airport the terminal?*
- ✓ *If con is the opposite to pro, is congress the opposite to progress?*