

The Creepy Crawly Café` was developed as part of an adventure program for My Joey Scout Mob . I have over time had great fun with it.

We once decorated the hall like a creepy crawly café`. The Joey Scouts made up all the Recipes, we had given each parent an invitation to join us for dinner . The parents arrived at the end of the Mob meeting to be seated by the Joeys and served the delightful treats.


I hope you can have as much fun with it as I have over the Years.




# Danger

# The Creepy

# Crawly Cafe`





## Welcome to the World of Creepy Crawly Cooking

Hygiene is essential with all handling of food.  
Please ensure that everyone has clean hands and  
hair is pinned back.

### Index

How to Make a Chefs Hat

How to make a cooking apron

Recipes: Worm Pudding  
Red Back Spiders  
Witchetty Grubs  
Severed Finger Buns  
Sliced Spookies


Story: The Little Red House



He walked into the kitchen and was just about to say to his mother “there was no Little Red House, when his mother turned around and said to him “ I see you found the Little Red House” she took the apple from his hands.

“ How can this be the Little Red House, with no windows, no doors and a special star inside, it’s an apple.

“ Look closer” said his mother, “It is a Little Red House, it has no windows, no doors and see it does have a special star inside”. With that his Mother cut open the apple, sure enough there was a special star inside. (Cut the apple across the middle of the apple to show the star.)



## THE LITTLE RED HOUSE STORY

### Equipment Needed:

**One delicious Apple & 1 knife to cut the apple**

There once was a little boy who lived on a farm. One day his mother said to him “I want you to go out side”.

The boy told his mother there was nothing of interest outside.

“Well” said the mother you could go out and find for me the Little Red House, with no windows, no doors and a special star inside.

The boy told his mother there was no such thing. His grandmother who was sitting in the kitchen told him it was true and if he looked hard he would find the Little Red House, with no windows, no doors and a special star inside.

Off into the back yard went the boy in search of this mysterious house. He looked everywhere, in the barn, down by the pig sty and around the paddocks but nowhere could he find the Little Red House.

After searching for ages, he headed back to the house. Only stopping once at his favourite apple tree, he picked a lovely red apple to have for his afternoon tea. (show the apple to the Joeys).

## Chefs Hats

### Equipment Needed:

Strip of cardboard approx. 5cm x 30cm

Paper bag white approx 29cm x 36cm

Stapler or sticky tape

### To Make:

1. Fold along the open end of the paper bag approx 2cm
2. Staple or sticky tape cardboard strip on the out side of the bag where turned up.
3. Fluff out the bag and wear.



**Paper Bag**

**cardboard.**

## Cooking Apron

### Equipment Needed:

Scissors

Plastic Garbage Bags

Pattern as shown— enlarged and cut out in cardboard as a stencil

### To Make:

1. Cut the closed end of the bag just below the seam
2. Lay the garbage bag out flat
3. Place the pattern on the bag on the seam side and trace around ( you can get two aprons per bag by placing the centre of the pattern on each side seam.)
4. Remove pattern and cut out the aprons.



## Sliced Spookies

### Ingredients:

Slices of Bread , Cream Cheese ,Raisins  
Clean Scissors

### To Make:

Cut out different spooky shapes from slices of bread.

Cover with cream cheese.

Add raisins for eyes



Trace this shape  
and cut out on  
slice of bread



## Severed Finger Buns

### Ingredients

Hot dog rolls cut in half (or long dinner rolls)  
Cocktail Frankfurts  
Butter  
Tomato Sauce  
Almond Flakes

### Preparation

Cook Frankfurts

### To Make:

Butter the bread roll  
Place the Frankfurt on the roll  
Place an almond flake in the end of the Frankfurt.  
Add tomato sauce on Frankfurt, a little around the end of the bread roll where the finger is sticking out.



## Worm Pudding

### Ingredients

160g Plain egg noodles  
3-4 Large tins of chocolate rice pudding (depending on your Mob size) (alternative is made up instant pudding)  
One chocolate biscuit per Joey Scout  
Packet of desiccated coconut  
Red and Green food colouring  
Spoons  
Clear plastic drinking cup per Joey Scout  
Large mixing bowls

### Preparation prior to Mob Meeting

Place coconut in a bowl add some green food colouring  
Stir until all coconut is green (this is the grass)  
Cook the noodles as per packet directions. When cool, place ten drops of red food colouring and stir (these are the worms)

### To Make:

Each Joey Scout spoons in enough rice pudding for their glass (about 2/3 of cup).  
Get the Joeys to crush up their chocolate biscuit add this and a handful of coloured noodles to the pudding and stir.  
Pat down the surface gently with spoon  
Sprinkle the coconut thickly on top of pudding, even this out to look like lawn  
If you like you can add some fondant-icing flowers to grow on the lawn.





### Chocolate Red Back Spiders

#### Ingredients:

2 tbsp Crunchy peanut butter (Ensure no-one is allergic)  
188g Milk cooking chocolate  
100g pkt of crisp fried noodles  
1 pkt of glazed cherries

Preparation: Cut glazed cherries into slivers

#### To Make:

Use a Double saucepan to melt the chocolate ( or microwave chocolate & peanut butter for thirty seconds on high, remove & stir, if not melted microwave again at intervals of 5 seconds until melted)

Add peanut butter to the chocolate stir until mixture forms a smooth paste. Add Noodles and mix. Spoon mixture onto grease proof paper. Add a sliver of cherry on the back of the spider, refrigerate until set.

If you wish you can place some noodles on the grease proof paper to form legs.



### Witchetty Grubs

#### Ingredients:

100g Bred Crumbs  
100g Chopped Nuts  
250g Cream cheese  
Pkt Desiccated coconut  
Mixing Bowls  
Currants and slivers of Glazed cherries to decorate

#### To Make:

Mix all ingredients together  
Divide into 12 portions. Roll into fat juicy grubs.  
Roll in coconut. Add some currants for eyes and sliver of glazed cherries for a mouth.

